

Partner: Saville Assessment – Wave Integrate (Assessment)

Smarter hiring, embedded in Teamtailor faster than ever

Our tools are built on the industry's strongest predictive power for performance and potential, helping teams predict success and surface risk earlier. You get clear, role-relevant insights that make talent decisions consistent, fair, reduce bias, and create an audit-ready trail when decisions face scrutiny.

In this article

- You will learn how to enable the Wave Integrate solution on Teamtailor

Enable the integration

Before You Begin

Please review the following requirements to ensure the integration works correctly:

- You must be an **admin** of your Teamtailor account, or have access shared by an admin.

To enable the integration, please follow these steps:

1. [Link your Teamtailor account](#)
2. You will receive a **connection flow link** from us.
3. In this link, you will:
 - **Grant access** to job posts and candidate data
 - **Provide your Teamtailor credentials**

Once you have activated Saville's integration with Teamtailor you are ready to start inviting applicants to complete assessments through Teamtailor. Read below to learn how this is done.

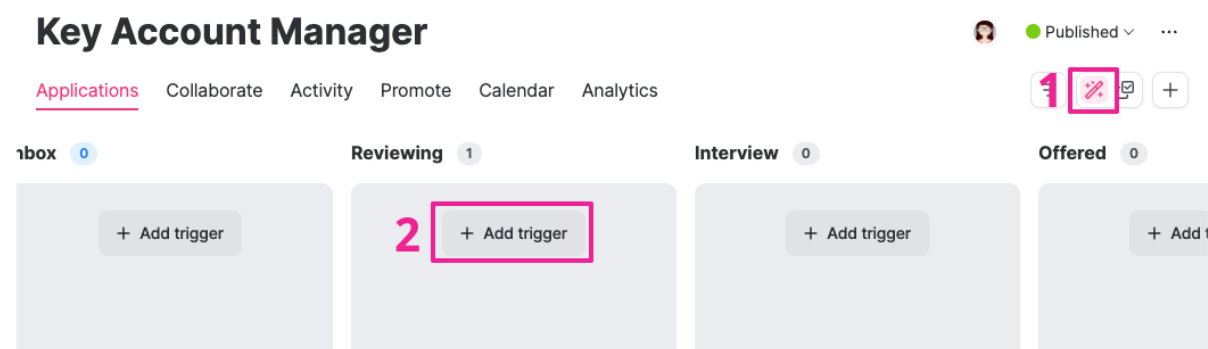
Set up workflow in Teamtailor

To use Wave Integrate, the first step is to add a trigger to your recruitment process in Teamtailor. This means the assessment package is automatically sent to the candidate the first time the candidate is moved into this stage.

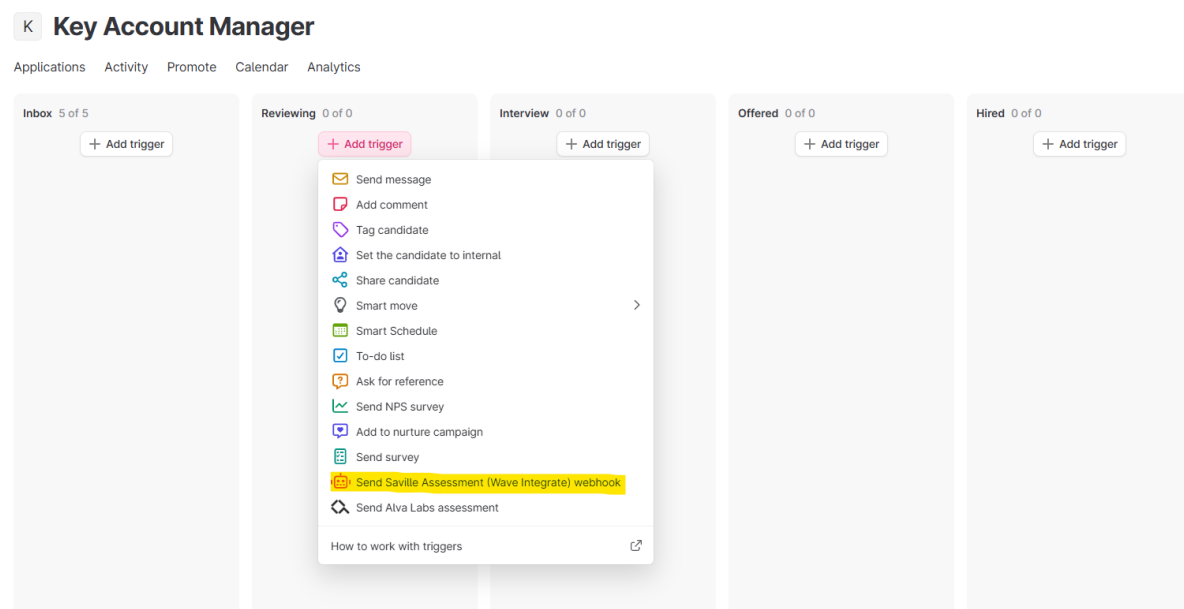
Configure Triggers on Job positions on Teamtailor

Head over to one of your jobs on Teamtailor. From the applications view, you should select the **wand icon (1)**.

Select the stage that you want users to receive the assessments and add the trigger by selecting **'+ Add trigger' (2)**. Candidates that are moved into this stage will get the invite for the assessments.



Now, select **'Send Saville Assessment (Wave Integrate) webhook'**



Select the appropriate package for your candidates that you would like to use for this position

When you're done with the test trigger setup, select **Add Trigger** in the bottom right.

Send webhook

Every time you move a candidate to the *Reviewing* stage, send the candidate to Saville Assessment (Wave Integrate).

Assessment Packages

Please select a package

search

✓ Nothing selected

Match 6.5, Swift Global Aptitude & Customer Situations

Professional Styles & Swift Executive Aptitude

Professional Styles

Swift Executive Aptitude

Cancel

Add trigger

Every time a candidate reaches the selected stage, the assessments will be created in Oasys and an email invitation will be sent to the candidate. Once all the tests have been completed Oasys will send the results back to Teamtailor.

Review candidate's result

After the candidate has completed their assessments, you can find the results on the candidate card in Teamtailor.

GL

gareth ludlow

Sourced to Product as Backend

Sourced Sourced application

☆☆☆☆☆ Add review

Email

g.arethludlow@gmail.co

Phone

+441122334455

Location

London

LinkedIn

Empty

Tags

Empty

B Backend developer

Sourced on Oct 30, 2025

Saville Assessment (Wave Integrate)

Completed

55

out of 100

Saville Assessment (Wave Integrate)

The candidate completed the assess

See results

Dashboard Link.Pdf

Dashboard Link2.Pdf

Saville Assessment (Wave Integrate)

Status: completed

Score: 55

Summary: The candidate completed the assessment at: 2025-10-20

Details:

Match Total: 4.3

Match Total2: 1.3

Match Total3: 9.2

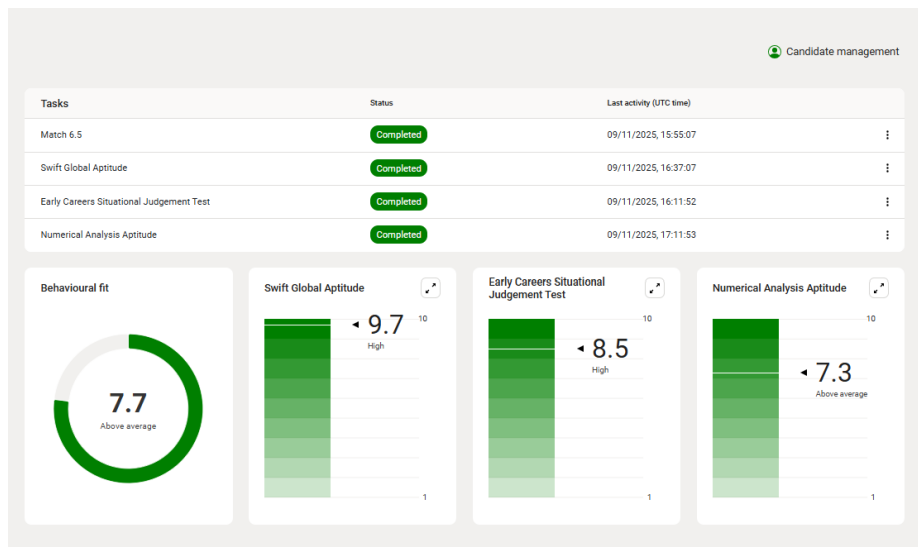
Attachments:

Dashboard Link.Pdf

Dashboard Link2.Pdf

Close

To access the Wave Integrate dashboard select **‘See results’**



Additional resources

For additional information not covered here, reach out to Integration.Support@savilleassessment.com.